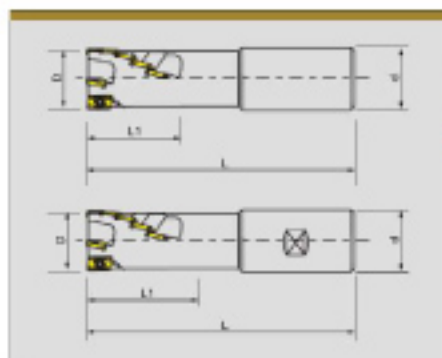


## APE

### APE Rough cutting end mill



- ★ High-performance-based rough milling, deep hole can be processed.
- ★ Arbor size can be arbitrarily change the depth of maximum efficiency.

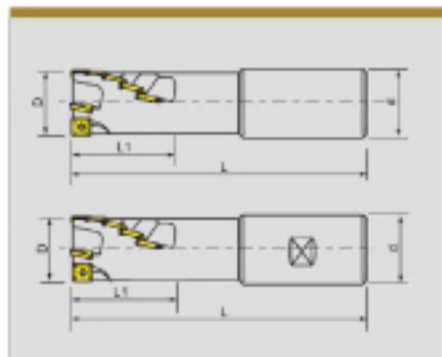


A

Cat. No	T	T	Size				Insert	Clamp screw	wrench
			D	d	L <sub>1</sub>	L			
APE-C20-20-100-28L	2	5	20	20	28	100		M2.5x6	T8
APE-C25-25-130-37L	2	8	25	25	37	130	APKT1003	M2.5x6	T8
APE-C32-32-140-46L	3	15	32	32	46	140	APKT1604	M4x10	T15

## SPM

### SPM rough cutting end mill



- ★ High-performance-based rough milling, deep hole can be processed.
- ★ Arbor size can be arbitrarily change the depth of maximum efficiency.



Cat. No	Figure	T	Size				Insert		Clamp screw	wrench		
			D	d	L <sub>1</sub>	L	T					
SPM-C32-40-150-50L	A	4	40	32	50	150	2	P27215-3	12	SDMT090308	M4	T15
SPM-C42-40-170-56L	A	2	40	42	56	170	1	LPMT1504	5	SPMT1204	M5	T20
SPM-C42-50-200-77L	B	4	50	42	77	200	2	LPMT1504	14	SPMT1204	M5	T20
SPM-C42-50-250-158L	B	4	50	42	158	250	2	LPMT1504	30	SPMT1204	M5	T20

## SMP

### SMP Side mills

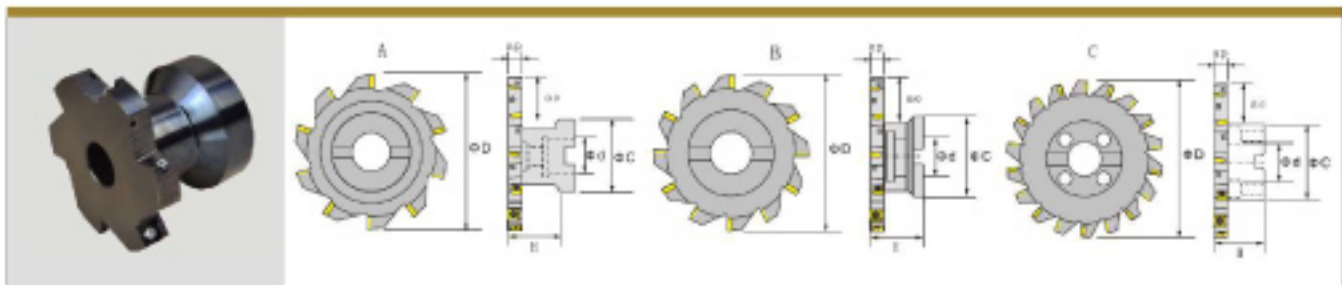


Cat. No	Size						Z	Insert	Clamp screw	wrench
	$\phi D$	$\phi C$	$\phi d$	$ae$	$ap$	H				
SMP-80X8-K27-10T-06	80	41	27	17	8	12	10	MP□T060304	M2.5X6.5	T8
SMP-100X8-K32-14T-06	100	47	32	25	8	12	14			
SMP-100X10-K32-14T-06	100	47	32	25	10	14	14	MP□T080305	M3X8	T8
SMP-125X10-K40-16T-06	125	55	40	34	10	14	16			
SMP-125X12-K40-12T-08	125	55	40	34	12	16	12	MP□T120408	M5X12	T20
SMP-160X12-K40-14T-08	160	62	40	47	12	16	14			
SMP-160X16-K40-12T-12	160	62	40	49	16	20	12			
SMP-160X20-K40-12T-12	160	62	40	49	20	24	12			
SMP-200X16-K50-14T-12	200	72	50	62	16	24	14			
SMP-200X20-K50-14T-12	200	72	50	63	20	26	14			

A

## SMP

### SMP Side mills



Cat. No	Size						Z	Insert	Clamp screw	wrench
	D	d	H	W	T	a				
SMP-80X8-A22-06-10	80	45	22	21	8	40	10	MP□T060304	M2.5X6.5	T8
SMP-100X8-B27-06-14	100	55	27	24	8	40	14			
SMP-100X10-B27-06-14	100	55	27	24	10	40	14			
SMP-125X10-B32-06-16	125	65	32	33	10	45	16	MP□T080305	M3X8	T8
SMP-125X12-B32-08-12	125	65	32	33	12	45	12			
SMP-160X12-B40-08-14	160	80	40	45	12	50	14			
SMP-200X12-C40-08-18	200	92	40	53	12	50	18	MP□T120408	M5X12	T20
SMP-125X16-B32-12-10	125	65	32	30	16	50	10			
SMP-160X16-B40-12-12	160	80	40	45	16	60	12			
SMP-160X18-B40-12-12	160	80	40	45	18	60	12			
SMP-200X16-C40-12-12	200	92	40	53	16	50	14			
SMP-200X18-C40-12-14	200	92	40	53	18	50	14			
SMP-200X20-C40-12-14	200	92	40	53	20	50	14			